

# Leintwardine Endowed CE Primary School Learning Journey Key

'Letting Our Light Shine'

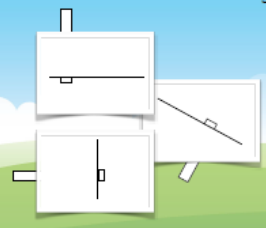

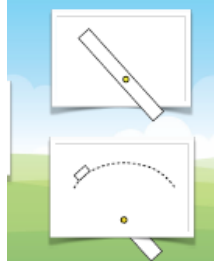
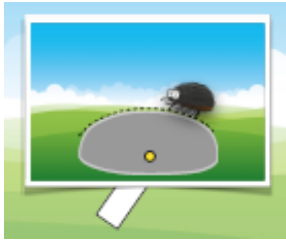


SUBJECT : DT

YEAR : A

TERM : Summer 2

YEAR GROUPS : 1-2

Key Question: How do I make a picture move?

Question	Vocabulary to Use	Information which will help me		Can I....?	
How do I make a sliding mechanism?	Mechanism, sliding mechanism, handle, cut, levers, pivots, moving mechanism, lever and pivot mechanism, arc, fixed point, slot, attach, wheel mechanism, design, order of work, construct, evaluate.	 <p>sliding mechanism</p>	 <p>This mechanism allows a picture to move in a <b>straight</b> line across a page.</p>	...explain how a sliding mechanism works? ...make their own moving pictures using a sliding mechanism? ...explain how their lever and pivot mechanism works? ...understand the terms 'lever' and 'pivot'? ...describe what a pivot is? ...evaluate their work and identify areas for future development? ...design their own moving picture? ...explain how the mechanism will make their picture move? ...follow a design to create a picture with a moving mechanism? ...identify ways in which they can improve their finished products?	
How do I use levers and pivots to create a moving mechanism?		 <p>lever &amp; pivot mechanism</p>	 <p>This mechanism allows a picture to move in an <b>arc</b> across the page.</p>		
How do I create a wheel mechanism?		 <p>wheel mechanism</p>	 <p>This mechanism allows a picture to move in a <b>circle</b> on the page.</p>		
What do I need to consider when designing a moving mechanism?					
Can I make a mini beast themed moving picture?					
Did I make an effective mini beast themed moving picture?					